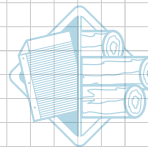
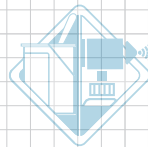





HEAVY DUTY BALL




VARIABLE HEADS




HDB4-A (SB4-A)
 Top Ported



HDB2-A (SB2-A)
 Bottom Ported



HDB1 1/2-A (SB1 1/2-A)
 Bottom Ported



HDB3-A (SB3-A)
 Bottom Ported

SB1-A
 Bottom Ported

HDB2-A (SB2-A)
 Top Ported

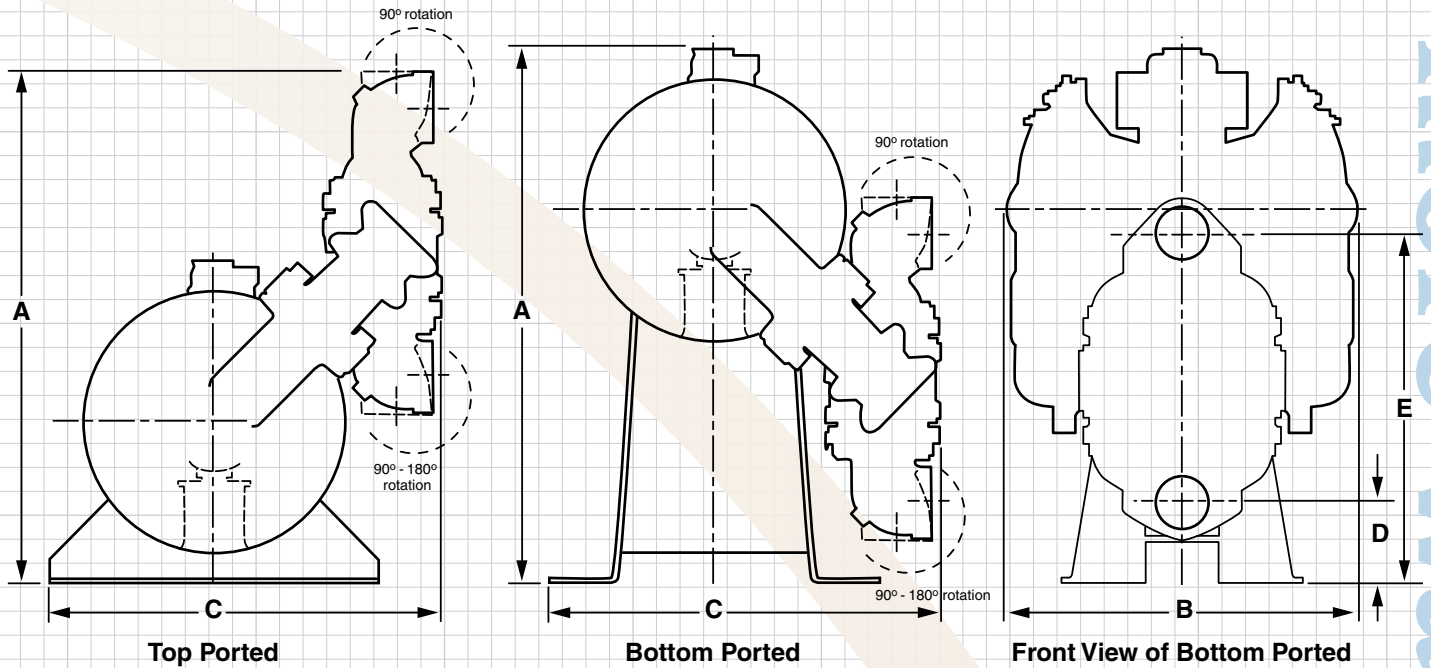


HDB (SB) Metallic Pumps are ideal for thin to highly viscosity and small solids laden fluids. SANDPIPER® Heavy Duty Ball Valve Pumps (SB) provide excellent suction lift capability and exclusive variable porting options (side, top, bottom and dual). HDB pumps are thick wall constructed of Sand Casted Aluminum, Cast Iron, Stainless Steel or Alloy C with elastomer, TPE (thermal plastic elastomers) and PTFE options in diaphragms and check valves. HDB pumps are enhanced with an extended wear package.

3" HDB bottom ported pump installed as a plate & frame filter press, pre-coat supply pump.



Dimensional Detail



PUMP MODELS	A	B	C	D		Connection Style	Pipe Size	Displacement Per Stroke	Max Flow Per Minute	Max Solids Handling	Max Discharge Pressure
	Height	Width	Depth	Bottom of Base to Center Line of:							
	inches (mm)	inches (mm)	inches (mm)	Suction	Discharge						
SB1-A/SB25A	14 7/16 (367)	11 3/4 (298)	13 9/32 (337)	5 1/4 (133)	13 (330)	1" NPT/BSP	1 (25)	.09 (.34)	42 (159)	.25 (6)	125 (8.6)
SB1-A TOP	13 1/2 (342)	11 3/4 (298)	14 7/8 (378)	5 5/8 (142)	13 1/2 (342)	1" NPT/BSP	1 (25)	.09 (.34)	42 (159)	.25 (6)	125 (8.6)
SB1-A BOTTOM	13 11/16 (347)	11 3/4 (298)	14 7/8 (378)	27/32 (21)	8 7/16 (214)	1" NPT/BSP	1 (25)	.09 (.34)	42 (159)	.25 (6)	125 (8.6)
SB1½-A/SB40A	13 13/16 (351)	15 1/2 (394)	14 1/8 (359)	2 1/4 (57)	12 3/16 (310)	1½" NPT/BSP	1.5 (40)	.34 (1.29)	90 (340)	.25 (6)	125 (8.6)
HDB1½-A TOP	19 7/32 (488)	15 1/2 (419)	17 (432)	8 9/64 (207)	18 5/64 (459)	1½" NPT/BSP	1.5 (40)	.34 (1.29)	90 (340)	.25 (6)	125 (8.6)
HDB1½-A BOTTOM	18 9/16 (471)	15 1/2 (419)	17 (432)	6 9/64 (156)	16 (406)	1½" NPT/BSP	1.5 (40)	.34 (1.29)	90 (340)	.25 (6)	125 (8.6)
SB2-A TOP	22 3/16 (564)	15 1/2 (394)	16 13/16 (427)	9 1/8 (232)	20 7/8 (530)	2" NPT	2 (50)	.43 (1.63)	135 (511)	.38 (9)	125 (8.6)
HDB2-A TOP	22 3/16 (564)	15 1/2 (394)	16 13/16 (427)	9 1/8 (232)	20 7/8 (530)	2" NPT	2 (50)	.43 (1.63)	135 (511)	.38 (9)	125 (8.6)
SB2-A BOTTOM	23 1/4 (591)	15 1/2 (394)	16 13/16 (427)	3 7/16 (87)	15 3/16 (386)	2" NPT	2 (50)	.43 (1.63)	135 (511)	.38 (9)	125 (8.6)
HDB2-A BOTTOM	23 1/4 (591)	15 1/2 (394)	16 13/16 (427)	3 7/16 (87)	15 3/16 (386)	2" NPT	2 (50)	.43 (1.63)	135 (511)	.38 (9)	125 (8.6)
SB3-A TOP	37 1/8 (943)	26 (661)	20 3/4 (527)	20 (509)	33 3/8 (848)	3" 125# ANSI	3 (80)	1.8 (6.81)	260 (988)	.87 (22)	125 (8.6)
HDB3-A TOP	37 1/8 (943)	26 (661)	20 3/4 (527)	20 (509)	33 3/8 (848)	3" 125# ANSI	3 (80)	1.8 (6.81)	260 (988)	.87 (22)	125 (8.6)
SB3-A BOTTOM	31 1/4 (794)	26 (661)	24 5/8 (625)	5 3/4 (146)	19 3/8 (492)	3" 125# ANSI	3 (80)	1.8 (6.81)	260 (988)	.87 (22)	125 (8.6)
HDB3-A BOTTOM	31 1/4 (794)	26 (661)	24 5/8 (625)	5 3/4 (146)	19 3/8 (492)	3" 125# ANSI	3 (80)	1.8 (6.81)	260 (988)	.87 (22)	125 (8.6)
SB4-A TOP	37 7/8 (962)	26 (661)	23 3/4 (603)	20 (509)	33 3/8 (848)	4" 125# ANSI	4 (100)	1.8 (6.81)	260 (988)	.87 (22)	125 (8.6)
HDB4-A TOP	37 7/8 (962)	26 (661)	23 3/4 (603)	20 (509)	33 3/8 (848)	4" 125# ANSI	4 (100)	1.8 (6.81)	260 (988)	.87 (22)	125 (8.6)
SB4-A BOTTOM	31 1/4 (793)	26 (661)	27 1/2 (699)	5 3/4 (146)	19 3/8 (492)	4" 125# ANSI	4 (100)	1.8 (6.81)	260 (988)	.87 (22)	125 (8.6)
HDB4-A BOTTOM	31 1/4 (793)	26 (661)	27 1/2 (699)	5 3/4 (146)	19 3/8 (492)	4" 125# ANSI	4 (100)	1.8 (6.81)	260 (988)	.87 (22)	125 (8.6)

All Dimensions +/- 1/8 (3)