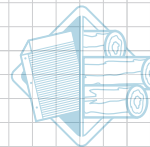





# STANDARD DUTY BALL - Non-Metallic



VARIABLE HEADS



**NEW with ATEX Compliant Conductive Polypropylene**

S10

S30

S1F

S05

S1F

S07

S20

S05

PB¼

S15

**NEW with Polypropylene Center Sections**

**Standard Duty Non-Metallic Pumps** are ideally suited for highly corrosive fluids, intermittent/on-demand, portable, low abrasive fluids, and suspended solids. Standard duty non-metallic pumps are constructed in Polypropylene, PVDF, Conductive Acetal and Conductive Polypropylene with TPE (thermal plastic elastomers) and PTFE options in diaphragms and check valves.

Standard duty Polypropylene pumps installed for chemical processing.

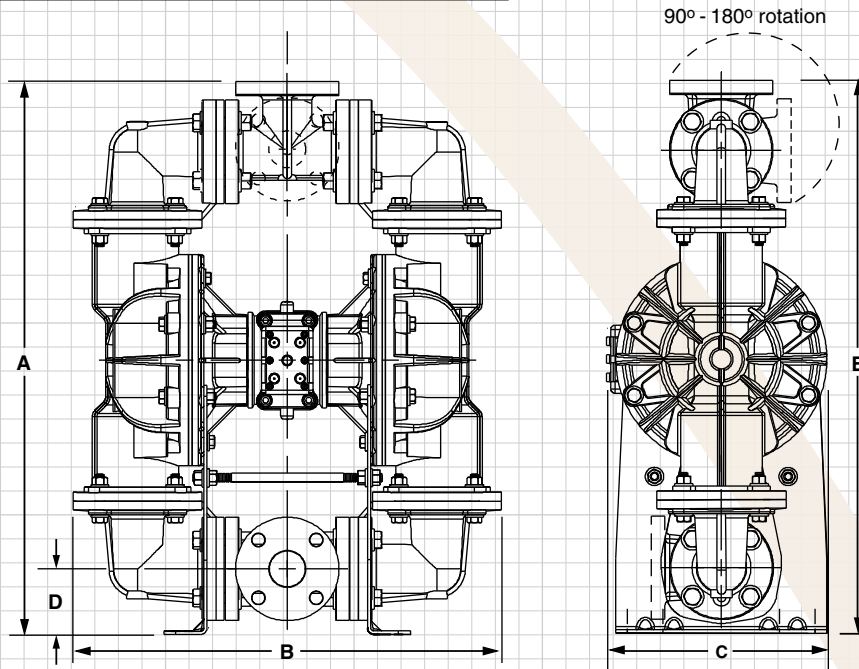


**ATEX 100a Compliance to EC Directive 94/9/EC for use of equipment in potentially explosive environments.**

# Dimensional Detail



Distributor fabricated portable filtration cart with standard duty non-metallic pump.



PUMP MODELS	A	B	C	D		Connection Style	Pipe Size	Displacement Per Stroke	Max Flow Per Minute	Max Solids Handling	Max Discharge Pressure
	Height	Width	Depth	Bottom of Base to Center Line of:							
	inches (mm)	inches (mm)	inches (mm)	Suction	Discharge						
PB¼-A	7 13/16 (198)	7 (178)	5 1/2 (140)	3/4 (19)	7 13/16 (198)	½" MNPT	.25 (6)	.01 (.04)	4 (15)	.03 (1)	100 (6.9)
S05	11 5/16 (287)	10 1/8 (257)	7 1/16 (179)	1 3/8 (35)	11 5/16 (287)	1" MNPT	.5 (13)	.026 (.098)	14 (52)	.125 (3)	100 (6.9)
S07T*	13 11/32 (339)	11 13/16 (300)	7 1/16 (179)	1 13/16 (46)	13 11/32 (339)	1½" MNPT	.75 (20)	.016 (.059)	13 (48)	.38 (9)	100 (6.9)
S07	13 11/32 (339)	11 13/16 (300)	7 1/16 (179)	1 13/16 (46)	13 11/32 (339)	1½" MNPT	.75 (20)	.026 (.098)	23 (87)	.15 (4)	100 (6.9)
S10	13 13/16 (351)	11 13/16 (300)	7 9/16 (192)	2 1/2 (64)	11 11/16 (297)	1" 125# ANSI	1 (25)	.026 (.098)	23 (87)	.15 (4)	100 (6.9)
S1F	21 (533)	17 (433)	11 5/8 (295)	2 1/2 (64)	21 (533)	1" 125# ANSI	1 (25)	.17 (.64)	45 (170)	.25 (6)	100 (6.9)
S15	28 3/4 (730)	23 (584)	13 (330)	3 1/2 (89)	25 3/16 (640)	1½" 125# ANSI	1.5 (40)	.36 (1.36)	100 (378)	.47 (12)	100 (6.9)
S20	32 1/4 (819)	23 13/16 (605)	13 (330)	3 13/16 (97)	28 3/16 (716)	2" 125# ANSI	2 (50)	.36 (1.36)	160 (605)	.66 (17)	100 (6.9)
S30	40 5/8 (1032)	33 3/8 (848)	18 1/4 (464)	4 7/8 (124)	40 5/8 (1032)	3" 125# ANSI	3 (80)	.9 (3.41)	238 (901)	.71 (18)	100 (6.9)

\*T= Trihedral

All Dimensions +/- 1/8 (3)

With more ways than one!